

vtech[®]
Baby

User's Manual

Crawl and Learn Bright Lights Ball



© 2008 VTech
Printed in China

91-002277-001-000

Dear Parent,

We at VTech understand that a child's needs and abilities change as they grow and with that in mind we can develop our toys to teach and entertain at just the right level. Babies need toys that will stimulate their interest in different textures, sounds and colours, while on-the-go toddlers and pre-schoolers want more interactive toys to develop their imaginations and encourage their language development. As they progress to more challenging curriculum at school, VTech keeps pace with a wide variety of cool, aspirational and interesting computers for learning. Every toy is unique and helps your child develop in different ways for the best all-round learning.

vtech[®]

Very interactive... Very clever... Very VTech!

Electronic Learning Computers
I need...

6-10 years

- ...challenging activities that can keep pace with my growing mind
- ...cool stuff to keep me entertained, busy and up-to-date
- ...intelligent technology that adapts to my level of learning
- ...National Curriculum-based content to support school teaching
- ...space to be flexible and creative and to find my own style

Pre-School
I want...

3-6 years

- ...toys that let me pretend to be a grown-up so I can learn how the world works
- ...to get ready for school by starting on the alphabet and counting
- ...great games that keep me interested and make me laugh
- ...my learning to be as fun, easy and exciting as can be
- ...to show my creativity with drawing and music so my whole brain develops

vtech Baby
I am...

0-36 months

- ...exploring, learning and understanding the world around me
- ...experiencing and responding to colours, sounds and textures
- ...understanding cause and effect
- ...learning to move, touch, reach, grasp, hold, wiggle, sit up and crawl
- ...understanding what people say and beginning to respond
- ...interacting with toys and developing my own imagination

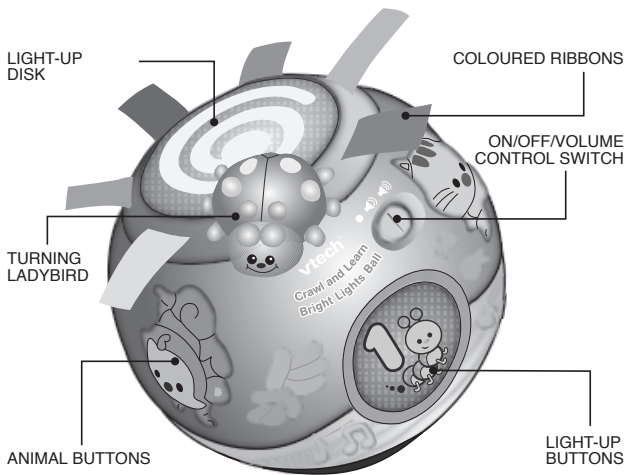


To learn more about VTech toys, visit www.vtechuk.com

INTRODUCTION

Thank you for purchasing the **VTech® Crawl and Learn Bright Lights Ball**.

The **VTech® Crawl and Learn Bright Lights Ball** is designed for babies 6 months and up. Press the buttons for an early introduction to shapes, numbers, animals and sounds, as well as three playful songs and many fun melodies. The ball is equipped with a motor that magically causes the ball to roll around whilst activating the voice and musical responses keeping baby entertained for hours!



INCLUDED IN THIS PACKAGE


- One VTech® **Crawl and Learn Bright Lights Ball**
- One instruction manual

WARNING: All packing materials, such as tape, plastic sheets, wire ties and tags are not part of this toy, and should be discarded for your child's safety.

GETTING STARTED

BATTERY INSTALLATION

1. Make sure the unit is turned **OFF**.
2. Locate the battery cover on the bottom of the unit. Use a screwdriver to loosen the screw.
3. Install 3 new 'AA' (UM-3/LR6) batteries following the diagram inside the battery box. (The use of new alkaline batteries is recommended for maximum performance.)
4. Replace the battery cover and tighten the screw to secure the battery cover.



BATTERY NOTICE

- The use of new alkaline batteries is recommended for maximum performance.
- Non-rechargeable batteries are not to be recharged.
- Rechargeable batteries are to be removed from the toy before being charged (if removable).

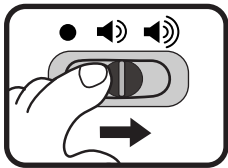
- Rechargeable batteries are only to be charged under adult supervision (if removable).
- Different types of batteries or new and used batteries are not to be mixed.
- Only batteries of the same or equivalent type as recommended are to be used.
- Batteries are to be inserted with the correct polarity.
- Exhausted batteries are to be removed from the toy.
- The supply terminals are not to be short-circuited.
- The toy is not to be connected to more than the recommended number of power supplies.
- Do not dispose of batteries in fire.

WE DO NOT RECOMMEND THE USE OF RECHARGEABLE BATTERIES.

PRODUCT FEATURES

1. ON/OFF/VOLUME CONTROL SWITCH

To turn the unit **ON**, slide the **ON/OFF/VOLUME CONTROL SWITCH** to the **LOW VOLUME** (🔊) or the **HIGH VOLUME** (🔊🔊) position. To turn the unit **OFF**, slide the **ON/OFF/VOLUME CONTROL SWITCH** to the **OFF** (●) position.

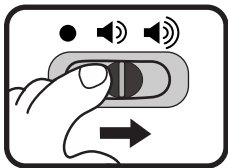


2. AUTOMATIC SHUT OFF

To preserve battery life, the **VTech® Crawl and Learn Bright Lights Ball** will automatically power-down after approximately 20 seconds without input. The unit can be turned on again by pressing any button.

ACTIVITIES

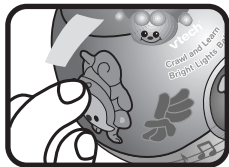
1. Slide the **On/Off/Volume control switch** to turn the unit on. You will hear a fun sound, a short song and a phrase. The lights will flash with the sound and the ball will wobble and roll.




2. Turn the **Turning Ladybird** to hear fun phrases and sounds, a song or melodies. The lights will flash with the sound and the ball will wobble and roll.



3. Press the **animal buttons** to learn animal names and sounds and a variety of melodies. Press the animal buttons while a melody is playing to hear the animal sound play over the melody. The lights will flash with the sound and the ball will wobble and roll.



4. Press the **light-up buttons** to learn shapes, numbers, insect names and hear songs. Press the shape buttons while a melody is playing to hear the sound play over the melody. The lights will flash with the sound and the ball will wobble and roll.



MELODY LIST:

1. Alouette
2. Oh, Susanna!
3. Hickory Dickory Dock
4. Turkey in the Straw
5. Here We Go Round the Mulberry Bush
6. Ring Around the Rosy
7. Shoo! Fly Don't Bother Me
8. Baa Baa Black Sheep

SONG LYRICS

Song 1 (To the tune of “Row, Row, Row Your Boat”)

Roll, roll, roll the ball, as gently as can be.

Watch it spin round and round,

It's fun to play you'll see!

Song 2 (To the tune of “Twinkle, Twinkle, Little Star”)

Flashing lights and music too,

It's fun playing games with you.

Song 3 (To the tune of “Skip to My Lou”)

So much here to learn and see,

Why don't you come and play with me?

CARE & MAINTENANCE

1. Keep the unit clean by wiping it with a slightly damp cloth.
2. Keep the unit out of direct sunlight and away from any direct heat source.

3. Remove the batteries when the unit is not in use for an extended period of time.
4. Do not drop the unit on hard surfaces and do not expose the unit to moisture or water.

TROUBLESHOOTING

If for some reason the program/activity stops working or malfunctions, please follow these steps:

1. Please turn the unit **OFF**.
2. Interrupt the power supply by removing the batteries.
3. Let the unit stand for a few minutes, then replace the batteries.
4. Turn the unit **ON**. The unit should now be ready to play again.
5. If the product still does not work, replace with a new set of batteries.

If the problem persists, please call our Consumer Services Department on 01235 546810 (from UK) or +44 1235 546810 (outside UK) and a service representative will be happy to help you.

IMPORTANT NOTE:

Creating and developing **VTech®** products is accompanied by a responsibility that we take very seriously. We make every effort to ensure the accuracy of the information, which forms the value of our products. However, errors sometimes can occur. It is important for you to know that we stand behind our products and encourage you to call our Consumer Services Department on 01235 546810 (from UK) or +44 1235 546810 (outside UK), with any problems and/or suggestions that you might have. A service representative will be happy to help you.

Note:

This equipment has been tested and found to comply with the limits for a Class B digital device, pursuant to Part 15 of the FCC Rules. These limits are designed to provide reasonable protection against harmful interference in a residential installation. This equipment generates, uses and can radiate radio frequency energy and, if not installed and used in accordance with the instructions, may cause harmful interference to radio communications. However, there is no guarantee that interference will not occur in a particular installation. If this equipment does cause harmful interference to radio or television reception, which can be determined by turning the equipment off and on, the user is encouraged to try to correct the interference by one or more of the following measures:

- Reorient or relocate the receiving antenna
- Increase the separation between the equipment and receiver
- Connect the equipment into an outlet on a circuit different from that to which the receiver is connected
- Consult the dealer or an experienced radio/TV technician for help



vtech®

PRODUCT WARRANTY



Thank you for choosing this quality product from VTech. We hope it will bring many hours of entertainment, imaginative play and learning.

1. The product detailed above is covered by a one year warranty from the date of purchase, against any defects in materials or workmanship.
2. The product may be returned to the place of purchase. Alternatively the product can be returned to VTech Electronics Europe plc (see address below), with proof of purchase, without proof of purchase no replacement will be provided.
3. VTech Electronics Europe plc will examine the product and if it is found to be defective due to faulty materials or workmanship, will replace the product at their discretion.
4. If the product covered by this warranty is damaged due to misuse, modification or unauthorised repair, or because of faulty batteries, battery discharge or incorrect electrical connections, then this warranty becomes void.
5. This warranty is personal to the original purchaser and is not transferable.
6. Breakages to the LCD screen are not covered by the warranty.
7. Returns to VTech Electronics Europe plc should include a cheque or postal order for £1.50 towards the cost of return postage and packaging.
8. Products returned to VTech Electronics Europe plc, should be addressed as follows and packed carefully to avoid damage in transit (Please do not include batteries or adaptor).
Please include details of the fault together with your name and address.

VTech Electronics Europe plc, c/o Tablogix Limited, 200 Milton Park, Abingdon, Oxon OX14 4TA

THIS WARRANTY IS OFFERED AS AN EXTRA BENEFIT AND DOES NOT AFFECT CONSUMERS' STATUTORY RIGHTS.

To win a fantastic prize, join the VTech club online at www.vtechuk.com

